

This activity pack has been designed to continue to help you to develop a variety of skills and interests. Our hope is that you will feel inspired to continue to learn from all the activities you participate in as part of Children's University.

## OWL-BERT WELCOMES YOU TO THE FEBRUARY 2023 EDITION OF THE ATLP CU NEWSLETTER!

With National Careers Week coming up, this edition of the newsletter involves a variety of tasks relating to different academic subjects and skills! Complete the range of activities over half-term, to gain up to 8 extra Children's University hours! The activities can be completed in any order, and at least one of them may require adult supervision. Record evidence of your learning with each task - this could be a photo or reflection report on the activity/activities you completed, and don't forget to log your hours on your 'Passport to Learning'!



Owl-Bert is incredibly impressed by all the hours that have been collected so far - so keep going! You can see all the levels of achievement available on Page 11 - once you hit bronze you're on the way to your first certificate, silver graduations will be happening in June at your local ATLP secondary school, and why not go for gold to attend a graduation at the University of Birmingham! Remember, if you're taking part in any other activities over the half term, why not write a reflection sheet (Page 10) on what you have done and learned to gain extra CU hours?



## MAKE A FACT FILE ON A PERSON FROM HISTORY (1 HOUR)

Use the template provided on **Page 3** to create a fact file on a famous person from history. This could be someone who was once a Queen or King, someone you have learned about, or think is interesting! Take your completed fact file for your CU lead to read.



## GO FOR AN 'i-SPY' WALK (1 HOUR)

Explore the great outdoors! Go out for a walk and keep your eyes peeled for the items on **Page 4**. How many did you see? Are there any other interesting things you saw that you could add into the blank boxes at the bottom of the page? Share your completed i-Spy tick list with your CU lead.

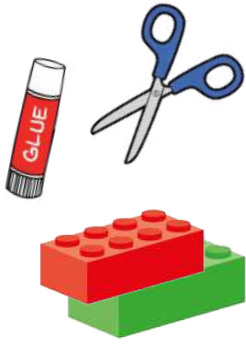


## COMPLETE A SCIENCE EXPERIMENT (1 HOUR)

Use the instructions on **Page 5** to complete your own science experiment mixing oil and water. This activity requires adult supervision, so make sure you ask a parent or guardian to supervise. Complete the report on **Page 6** with your findings, and take it for your CU lead to read!



## MAKE A MODEL OF A BUILDING (2 HOURS)



Choose a building you would like to recreate. It could be a famous one - such as Big Ben, the Taj Mahal, or the Eiffel Tower, or could be your favourite local building - perhaps the Bullring, the Mailbox, or your local football stadium.

What do you like about the building? What materials could you use to recreate it? You could use modelling clay, building bricks, card/paper or boxes...the choice is yours! Be creative, use lots of detail, and show your completed model to your CU lead, either in person or as a photo if it's easier!



ARTS & CULTURAL

## BE AS KIND AS YOU CAN! (2 HOURS)



SOCIAL, COMMUNITY AND ENVIRONMENT

Friday 17<sup>th</sup> February is Random Acts of Kindness day. In support, we want to see how kind you can be over half-term! Use **Pages 7 and 8** to:

- \* write a list of ways in which you could be kind
- \* write a list of people you would like to be kind to
- \* record the acts of kindness you complete over half-term and describe how being kind made you feel.

It could be as simple as helping put away the laundry, holding a door open for someone, or giving a compliment! Show your completed list of kind deeds to your CU lead.



## RESEARCH A CAREER THAT INTERESTS YOU (1 HOUR)



Have a think about potential future careers that you are interested in. Pick the one that interests you most, and do some research into this career path. Complete the questions on **Page 9** to create an overview, and show your research to your CU lead.



CAREERS & ENTERPRISE

We very much hope you enjoy completing the February half-term activity pack. If you would like any further clarification or information on any of the activities included in the pack or have any other questions, please email us at [CU@ATLP.org.uk](mailto:CU@ATLP.org.uk), and we will be happy to help.

We look forward to receiving your completed activity pack soon.

GOOD LUCK!



# MAKE A FACT FILE ON A PERSON FROM HISTORY

NAME OF THE HISTORICAL PERSON:

WHAT WERE THE DATES OF THEIR BIRTH AND DEATH?

WHERE DID THEY LIVE?

WHAT WERE THEY FAMOUS FOR?

WHAT DO YOU KNOW ABOUT THEIR FAMILY OR FRIENDS?

GIVE 3 INTERESTING FACTS ABOUT THIS PERSON:

**1.**
















**2.**



**3.**

WHAT DO YOU LIKE/FIND INTERESTING ABOUT THIS PERSON?

# GO FOR AN 'i-SPY' WALK

Tick the items that you see whilst you are out for a walk! Add any other interesting things you saw in the blank boxes at the bottom.

- GRASS 
- TREE 
- GREEN LEAF 
- ACORN 
- PINE CONE 
- BERRIES 
- FLOWER 
- INSECT 
- SQUIRREL 
- CAT 
- DOG 
- PAW PRINT 
- FLYING BIRD 
- BIRDS NEST 
- FEATHER 
- \_\_\_\_\_ 
- \_\_\_\_\_ 

- BODY OF WATER 
- CLOUDS 
- PLANE 
- BICYCLE 
- RED CAR 
- WHITE VAN 
- MOTORCYCLE 
- BLUE FRONT DOOR 
- SHOP 
- CHURCH 
- POST BOX 
- ROAD SIGN 
- TRAFFIC LIGHT 
- BENCH 
- LITTER BIN 
- \_\_\_\_\_ 
- \_\_\_\_\_ 



# DO YOUR OWN SCIENCE EXPERIMENT

## MIXING OIL AND WATER

Here's a simple science experiment that students of any age can take part in! Please ask your parent/guardian to supervise this activity.

### STEP 1

In the drinks bottle that is half filled with water, add a few drops of food colouring.



### STEP 2

Add 2 tablespoons of cooking oil into the drinks bottle.

### STEP 3

Screw the lid of the drinks bottle on tight, and shake the bottle as hard as you can.

### STEP 4

Put the bottle back down on your working surface and have a look.

### STEP 5

Unscrew the lid of the drinks bottle and add a few drops of washing-up liquid or detergent.

### YOU WILL NEED...

- \* A SMALL CLEAR SOFT DRINKS BOTTLE - HALF FILLED WITH WATER
- \* A FEW DROPS OF FOOD COLOURING
- \* 2 TABLESPOONS OF COOKING OIL
- \* A FEW DROPS OF WASHING-UP LIQUID OR DETERGENT
- \* AN ADULT'S SUPERVISION



# DO YOUR OWN SCIENCE EXPERIMENT - REPORT YOUR FINDINGS!

WHAT DID YOU EXPECT TO HAPPEN WHEN YOU ADDED OIL TO THE COLOURED WATER?

WHAT ACTUALLY HAPPENED WHEN YOU ADDED OIL TO THE COLOURED WATER?

WHAT DID YOU EXPECT TO HAPPEN WHEN YOU ADDED DISHWASHING DETERGENT TO THE MIXTURE?

WHAT ACTUALLY HAPPENED TO THE OIL AND WATER WHEN YOU ADDED DISHWASHING DETERGENT TO THE MIXTURE?

CONCLUSION: WHY DO YOU THINK THE LIQUIDS BEHAVED AS THEY DID?\*

\* Try doing some research in books or on the internet to test your theory!

# BE AS KIND AS YOU CAN - PLAN YOUR IDEAS!

MY IDEAS FOR WAYS  
IN WHICH I CAN BE  
KIND TO PEOPLE OVER  
HALF-TERM ARE:



PEOPLE THAT  
I WOULD LIKE  
TO BE KIND TO  
WITH AN ACT OF  
KINDNESS ARE:

_____	_____	_____
_____	_____	_____
_____	_____	_____
_____	_____	_____







# RESEARCH A CAREER THAT INTERESTS YOU - REPORT

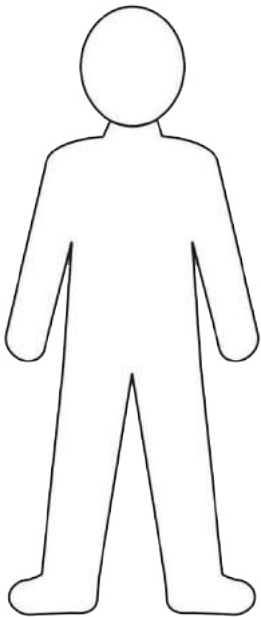
CAREER TITLE:

AVERAGE SALARY:

TYPICAL NUMBER OF HOURS WORKED PER WEEK:

QUALIFICATIONS REQUIRED TO GET ON THIS CAREER PATH (GSCE, A-LEVEL, UNIVERSITY):

DRAW, COLOUR AND DESCRIBE THE UNIFORM:



---

---

---

---

---

---

---

---

---

---

SKILLS THAT ARE NEEDED TO EXCEL IN THIS CAREER:

- 
- 
- 
- 
- 
- 
- 
- 
- 
- 

DAY-TO-DAY TASKS INVOLVED IN THIS CAREER:

# CHILDREN'S UNIVERSITY ACTIVITY REFLECTION SHEET



If you've taken part in an activity that hasn't previously been validated by Children's University, you can complete this reflection sheet and tell us all about what you did. You can then send this to [CU@ATLP.org.uk](mailto:CU@ATLP.org.uk) and we will send you a stamp code for your passport.

---

NAME:

PARENT/GUARDIAN EMAIL:

SCHOOL:

LOCAL CHILDREN'S UNIVERSITY:

---

## WHAT ACTIVITY DID YOU DO?

Describe what you did and where you did it. If it was online, please try and tell us the URL (web address).

## WHAT DID YOU LEARN?

Tell us what you learned from doing this activity. What do you know now that you didn't before you did this?

## WHAT DID YOU LIKE OR DISLIKE ABOUT IT?

What were the best parts of this activity and what did you not enjoy as much?

## WOULD YOU RECOMMEND THIS ACTIVITY TO A FRIEND?

Tell us why.

---



By submitting this reflection sheet to Children's University Trust, you are giving permission to Children's University and local partners to contact you with a Children's University stamp code. If you have an account set up on Children's University Online, you'll be sent a stamp code that can be submitted online. If you don't have an online account, this code can be entered into your Passport to Learning as evidence of your participation in this activity.

# CHILDREN'S UNIVERSITY LEVELS OF ACHIEVEMENT

There are a whopping **30 levels** of award available to achieve through Children's University. The image below shows the number of hours you need to collect to achieve bronze, silver and gold awards across each level of achievement. As you gain the relevant number of hours, you will receive a certificate and a pin badge in school assembly or at a graduation ceremony, depending on the bronze, silver or gold status of the level achieved.

