


Activity 4: How to Present a Client Digital Portfolio (Exemplar material)

8 Slides in total including speaker notes

Please note that this is a guide on how to present your digital portfolio only! Content is different to that which you are currently working on



All We Have
Sustainability

Deforestation


Sources of Research:

<https://www.nationalgeographic.com/environment/global-warming/deforestation/>

<https://www.livescience.com/27692-deforestation.html>

Slide 1 Speaker notes:

Hello, my name is Tilly and I'm here today to pitch to you my design ideas in response to the brief All We Have.



Amazon Trees and Tree Bark

Below are 11 facts on deforestation

- **Fact 1:** Forests cover 30% of the earth's land.
- **Fact 2:** It is estimated that within 100 years there will be no rainforests.
- **Fact 3:** Agriculture is the leading cause of deforestation.
- **Fact 4:** One and a half acres of forest is cut down every second.
- **Fact 5:** Loss of forests contributes between 12 percent and 17 percent of annual global greenhouse gas emissions.
- **Fact 6:** If the current rate of deforestation continues, it will take less than 100 years to destroy all the rainforests on the earth.
- **Fact 7:** The rate of deforestation equals to loss of 20 football fields every minute.
- **Fact 8:** There are more than 121 natural remedies in the rain forest which can be used as medicines.
- **Fact 9:** According to Rainforest Action Network, the United States has less than 5% of the world's population yet consumes more than 30% of the world's paper.
- **Fact 10:** The over exploitation of forests is making it extremely difficult to replant a new ecology.

Source of Research:
<http://www.creative-commons.org/deforestation/facts/>


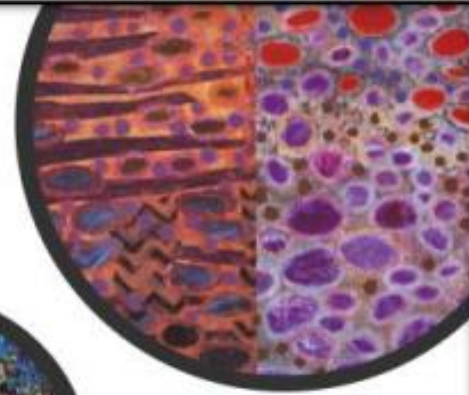
Slide 2 Speaker Notes:

My research was mainly internet based. I used a variety of reliable sources to find facts and imagery associated with deforestation, this led me to focus on the Amazon Rainforest.

Jan Beany and Jean Littlejohn

"Jan Beany and Jean Littlejohn bonded through their love of embroidery and some entrepreneurial dash. They've taught and exhibited internationally, and their company *Double Trouble*, set up to encourage, support and skill up textile artists, has been going strong for more than twenty years."

Source of Research:
<https://www.textileartist.org/jan-beany-and-jean-littlejohn-interview>



Slide 3 Speaker Notes:

My research led me to a number of different artists and designers.

I came across the collaborative work of Jan Beany and Jean Littlejohn. Whilst their work does not make a political or social comment on the destruction of the World's natural resources it does take inspiration from the natural world. In their paperback book title 'Trees as a Theme. (2008) they created a body of work based on tree bark.

Visual Recording Experimentations

There are a number of different materials and techniques I could use to create the final outcome which meet the theme of Sustainability.

Mark-making

Cardboard

Encaustic

Mixed- media

Photography

Collage

Tissue

PVA

Machine Stitch

Hand Stitching

Coloured Pencil



Slide 4 Speaker Notes:

These samples demonstrate my exploration into visually recording the shapes, colours and textures of tree bark using a variety of techniques.

**Reduce! Reuse!
Recycle! Recreate!
Repurpose!**

OR

1 reusable bag

1 cup
1 week
1 month
1 year

There are many examples of crafts people using plastic as a surface to explore in textiles, often fusing together and stitching into. This research above inspired me to create these samples.

Slide 5 Speaker Notes:

My samples demonstrate my experimentation into layering, melting and combining with other materials such as grated wax crayon to add colour and fabric and ribbon scraps trapped between.

Experimentation into Materials, Shape and Pattern.



Texture

Relief

Shape

Pattern


Slide 6 Speaker Notes:

Refining the samples lead me to finalise the shapes and colours for my final piece.

Whilst I have continued to use some contemporary techniques materials here I have also used more traditional; feltmaking, dying, machine and hand stitch, 3D paste and the heatpress. Interestingly I have also used Tyvek, this is an interesting material.

Activity 3: Final Response

Effective Response



ALL
WE
HAVE

ALL
WE
HAVE

ALL
WE
HAVE

ALL
WE
HAVE

ALL
WE
HAVE



Slide 7 Speaker Notes:

I have produced a textile firstly using traditional techniques. I believe this textile could be used on bespoke upholstery which could be located in your offices particularly the reception area of the meeting rooms as I feel it would be a discussion point. It could also be used on furniture that you may have on display stall when you attend events to raise awareness of your charity.

Secondly, I have taken the textile into digital. This means it could be digitally textile printed and due to the cost reduction, it could cover several more surfaces - chairs, sofas, cushions. Alternatively, being digital you could use it across other platforms, your website for example and any print publicity.